



TNC460 / 530 / 600
TNC660A / 770A / 890A

TEACH-IN CNC LATHES

WITH **FAGOR** CONTROLLER

- EASY OPERATION
- ECONOMIC, HIGH EFFICIENCY
- MULTI FUNCTION

CNC-TAKANG

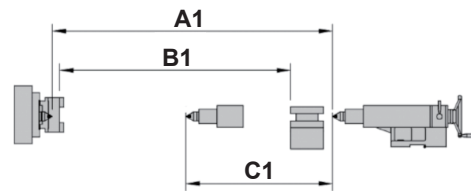
CNC-TAKANG CO., LTD.
MANUFACTURER & EXPORTER

TEACH-IN CNC LATHES

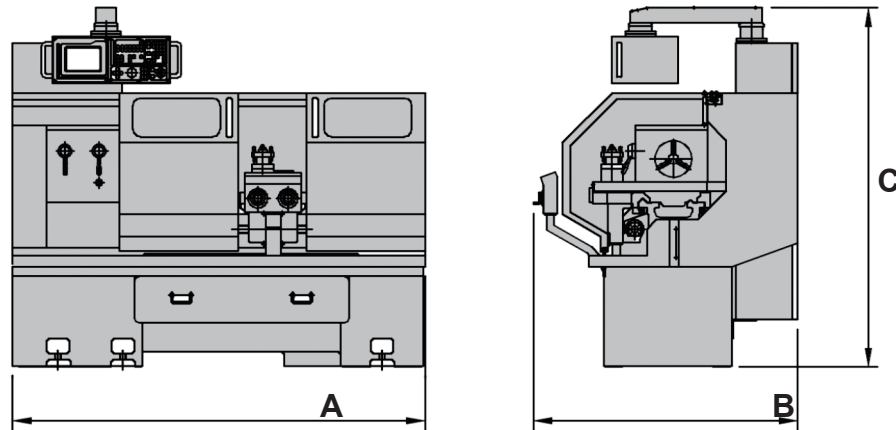


■ WORK RANGE: TNC460 / 530

MODEL	A1	B1	C1
TNC460 / 530	940 (37")	835 (32.8")	805 (31.7")
TNC460L/530L	1440 (56.7")	1335 (52.6")	1305 (51.4")



■ DIMENSION: TNC460 / 530

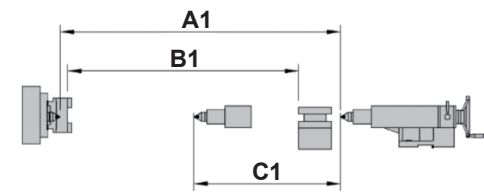


MODEL	A	B	C
TNC460	2190 (86.2")	1380 (52.7")	1935 (76.2")
TNC460L	2710 (106.7")	1380 (52.7")	1935 (76.2")
TNC530	2190 (86.2")	1380 (52.7")	1935 (76.2")
TNC530L	2710 (106.7")	1380 (52.7")	1935 (76.2")

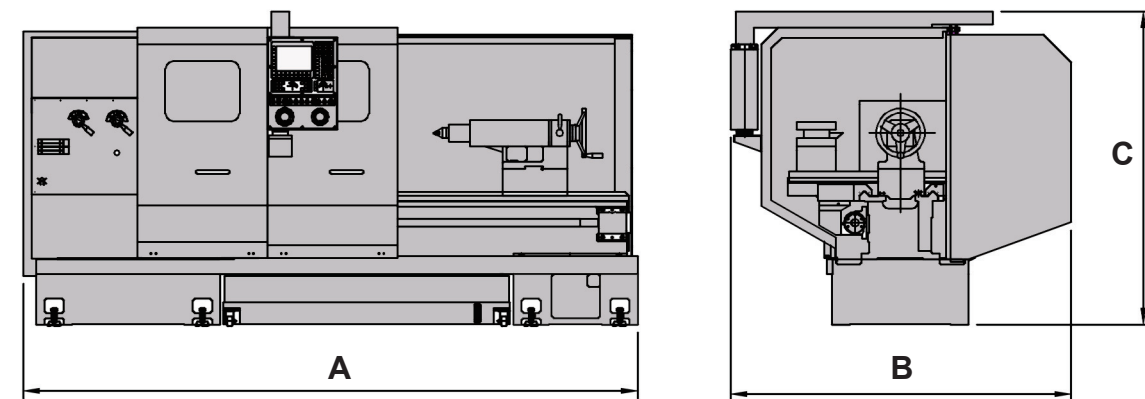


■ WORK RANGE: TNC660A / 770A / 890A

MODEL	A1	B1	C1
TNC660A/770A/890A x 1500	1460 (57.5")	1320 (52")	1290 (50.8")
TNC660A/770A/890A x 2000	1960 (77.2")	1820 (71.7")	1790 (70.5")
TNC660A/770A/890A x 3000	2960 (116.5")	2820 (111")	2790 (109.9")
TNC770A/890A x 4000	3960 (155.9")	3820 (150.4")	3790 (149.2")
TNC770A/890A x 5000	4960 (195.3")	4820 (189.8")	4790 (188.6")



■ DIMENSION: TNC660A / 770A / 890A



MODEL	A	B	C
TNC660A/770A/890A x 1500	3375 (132.9")	2090 (82.3")	1920 (75.6")
TNC660A/770A/890A x 2000	3875 (152.6")	2090 (82.3")	1920 (75.6")
TNC660A/770A/890A x 3000	4875 (191.9")	2090 (82.3")	1920 (75.6")
TNC770A/890A x 4000	5875 (231.3")	2090 (82.3")	1920 (75.6")
TNC770A/890A x 5000	6875 (270.7")	2090 (82.3")	1920 (75.6")




■ MACHINE CONSTRUCTION BRIEF

HEAD STOCK

3 positions bearing supported spindle, ground and hardened gear, auto lubricant and gear oil bathing system.

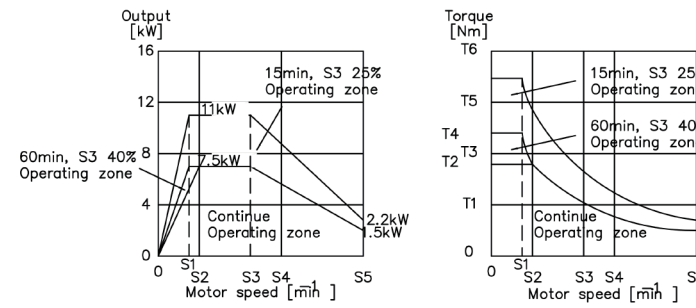
BEDWAY

Meehanite FC-30 casting, heat-treat hardened, HS-70° hardness, auto-lubricating system, high accurate ballscrews for X & Z axis.



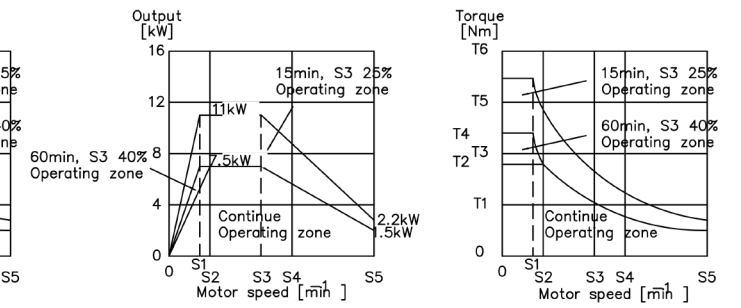
■ SPINDLE TORQUE - POWER DIAGRAM (with FANUC MOTOR)

TNC460 FANUC β i18/10000



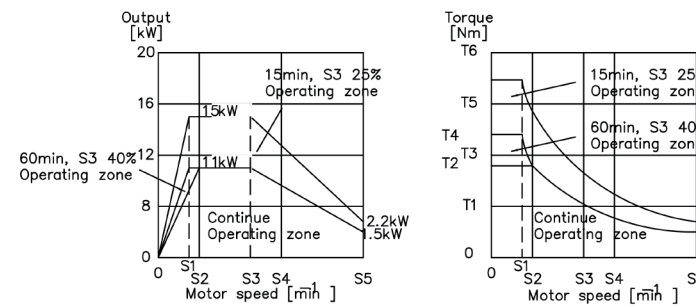
	Speed [min ⁻¹]					Torque [Nm]					
	S1	S2	S3	S4	S5	T1	T2	T3	T4	T5	T6
Motor	1500	2000	4500	6000	10000	19	35	40	48	59	80
Spindle L2 i=0.026	39	52	117	156	260	753	1376	1546	1846	2300	3092
Spindle L1 i=0.067	101	134	302	402	670	292	534	600	716	892	1194
Spindle H2 i=0.192	288	384	864	1152	1920	102	186	209	250	311	418
Spindle H1 i=0.498	747	996	2241	2988	4980	39	71	80	96	119	161

TNC530 FANUC β i18/10000



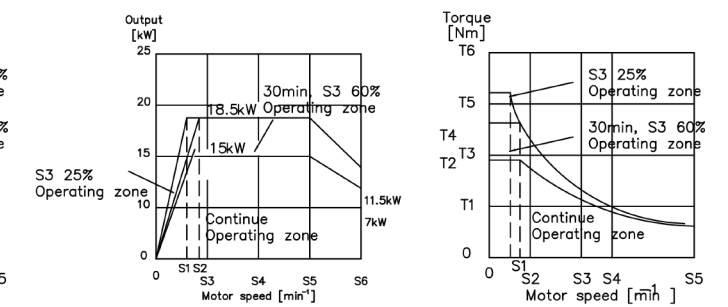
	Speed [min ⁻¹]					Torque [Nm]					
	S1	S2	S3	S4	S5	T1	T2	T3	T4	T5	T6
Motor	1500	2000	4500	6000	10000	19	35	40	48	59	80
Spindle L2 i=0.026	39	52	117	156	260	753	1376	1546	1846	2300	3092
Spindle L1 i=0.067	101	134	302	402	670	292	534	600	716	892	1194
Spindle H2 i=0.174	261	348	783	1044	1740	112	205	231	275	343	462
Spindle H1 i=0.450	675	900	2025	2700	4500	43	79	89	106	132	178

TNC530/600 FANUC β i12/8000



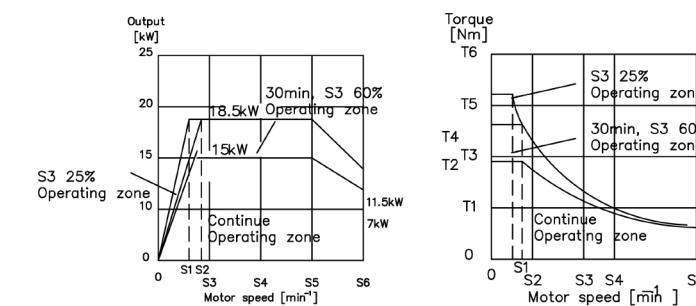
	Speed [min ⁻¹]					Torque [Nm]					
	S1	S2	S3	S4	S5	T1	T2	T3	T4	T5	T6
Motor	1500	2000	4500	6000	8000	30	52	59	69	90	119
Spindle L2 i=0.026	39	52	117	156	260	1169	2019	2300	2676	3469	4600
Spindle L1 i=0.067	101	134	302	402	670	453	783	892	1038	1197	1785
Spindle H2 i=0.174	261	348	783	1044	1740	174	301	343	400	518	687
Spindle H1 i=0.450	675	900	2025	2700	4500	67	116	132	154	200	265

TNC660A/770A/890A FANUC α i15/8000 (4")



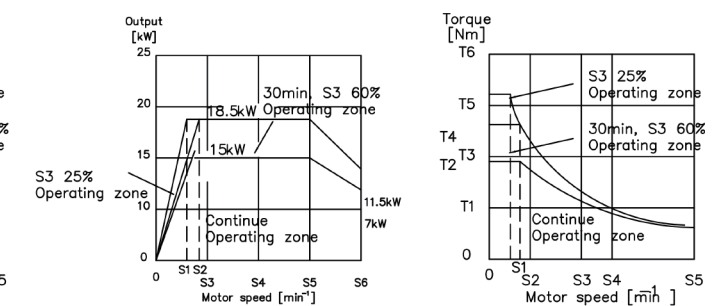
	Speed [min ⁻¹]					Torque [Nm]					
	S1	S2	S3	S4	S5	T1	T2	T3	T4	T5	T6
Motor	1200	1500	2000	4000	6000	50	95	99	117	149	199
Spindle L2 i=0.026	31	39	52	104	156	1923	3669	3842	4523	5765	7688
Spindle L1 i=0.058	69	87	116	232	348	862	1644	1722	2027	2584	3422
Spindle H2 i=0.190	228	285	380	760	1140	263	502	525	618	788	1052
Spindle H1 i=0.420	504	630	840	1680	2520	119	227	237	280	356	475

TNC660A/770A/890A FANUC α i15/8000 (6")



	Speed [min ⁻¹]					Torque [Nm]					
	S1	S2	S3	S4	S5	T1	T2	T3	T4	T5	T6
Motor	1200	1500	2000	4000	6000	50	95	99	117	149	199
Spindle L2 i=0.032	38	48	64	128	192	1562	2981	3121	3675	4684	6246
Spindle L1 i=0.071	85	106	142	284	426	704	1343	1407	1656	2111	2815
Spindle H2 i=0.219	262	328	438	876	1314	228	435	456	536	684	912
Spindle H1 i=0.488	585	732	976	1952	2928	102	195	204	240	307	409

TNC660A/770A/890A FANUC α i15/8000 (9")



	Speed [min ⁻¹]					Torque [Nm]					
	S1	S2	S3	S4	S5	T1	T2	T3	T4	T5	T6
Motor	1200	1500	2000	4000	6000	50	95	99	117	149	199
Spindle L2 i=0.026	31	39	52	104	156	1923	3669	3842	4523	5765	7688
Spindle L1 i=0.057	68	85	114	228	342	877	1673	1752	2063	2629	3507
Spindle H2 i=0.140	168	210	280	560	840	357	681	713	840	1070	1427
Spindle H1 i=0.312	374	468	624	1248	1872	160	305	320	376	480	640

SPECIFICATIONS:

MODEL	DESCRIPTION	TNC460 / 460L	TNC530 / 530L	TNC600	TNC660A	TNC770A	TNC890A
Capacity	Swing over bed	460 mm (18")	530 mm (20.9")	600 mm (23.6")	660 mm (26")	770 mm (30.3")	900 mm (35.4")
	Swing over cross slide	240 mm (9.4")	300 mm (11.8")	370mm (14.5")	360 mm (14.2")	470 mm (18.5")	600 mm (23.6")
	Center height	230 mm (9")	265 mm (10.4")	300 mm (11.8")	330 mm (13")	385 mm (15")	450 mm (17.7")
	Distance between center	1000 mm (40"), 1500 mm (60")	1000 mm (40"), 1500 mm (60")	2000 mm (79"), 3000 mm (118")	1500 mm (60"), 2000 mm (80"), 3000 mm (120")	1500 mm (60"), 2000 mm (80"), 3000 mm (120"), 4000 mm (157"), 5000 mm (196")	
	Bed Width	350 mm (13.8")			390 mm (15.5")	480 mm (18.9")	
Spindle	Spindle nose	A1-6	A1-8 or D1-8	A1-8 or D1-8	A1 - 11 or D1 - 11		
	Spindle speeds (4 steps)	2 steps H: 341-2500 rpm L: 50-340 rpm	H1: 621-1600 rpm H2: 241-620 rpm L1: 91-240 rpm L2: 35-90 rpm		H1: 541-1200 rpm H2: 166-540 rpm L1: 76-165 rpm L2: 25-75 rpm		
	Spindle bore	52 mm (2")	80 mm (3.2")		104 mm (4")	104 mm (4") / 155 mm (6") (OPT)	104 mm (4") / 155 mm (6"), 230 mm (9") (OPT)
	Chuck size	8" (OPT)	10" (OPT)	10" /12" (OPT)	12" / 15" (OPT)		
Turret	Longitudinal travel (Z axis)	895 mm (35.2"), 1415 mm (55.7")	895 mm (35.2"), 1415 mm (55.7")	1800 mm (70.8"), 2800 mm (110")	1305 mm (51.4"), 1800 mm (70.8"), 2800 mm (110.2"), 3800 mm (149.6"), 4800 mm (188.98")		
	Cross slide travel (X axis)	280 mm (11")	300 mm (11.8")	310 mm (12")	400 mm (15.7")		
	Cross slide width	220 mm (8.6")			280 mm (11")		
	Tool shank	25 x 25 mm (1"x1")			32 x 32 mm (1.3" x 1.3")		
	X axis rapid travel	5M / min. (200 l / m)					
	Z axis rapid travel	10M / min. (400 l / m)			6M / min. (240 l / m)		
Tailstock	Tailstock diameter	65 mm (2.5")			105 mm (4.1")		
	Tailstock travel	150 mm (6")					
	Tailstock taper	MT5			MT6		
Motor	Spindle motor	10 HP	10 HP / 15 HP (OPT)	15 HP	20 HP / 25 HP (OPT)		
	Drives (X,Z)	AC Servo					
	Range of feeds in manual mode	0.01~500 mm / rev (0.0004-19.68 in / rev)					
	Coolant pump motor	1/4 HP					
Machine weight	Machine weight	2000 kgs / 2380 kgs	3000 kgs / 3500 kgs	4000 kgs / 4900 kgs	5000 kgs, 5500 kgs, 6500 kgs, 7500 kgs, 8500 kgs		

※ THE SPECIFICATIONS ARE SUBJECT TO CHANGE WITHOUT PRIOR NOTICE.

STANDARD ACCESSORIES:

1. Auto lubrication and coolant system
2. Work light
3. Spindle sleeve
4. Two dead centers
5. Tool box with tools
6. Manuals

OPTIONS:

1. Extra spindle bore and motor
2. Hydraulic / manual chuck
3. Face plate
4. Steady rest
5. Follow rest
6. Rotation center
7. Hydraulic tailstock
8. 4 position manual toolpost
9. Quick change toolpost
10. 4 stations electric turret
11. 8 stations hydraulic turret
12. Chip conveyor
13. CE mark
14. Transformer

CNC-TAKANG CO., LTD.

No. 72, Alley 7, Lane 98, 1st Road, Taichung Industry Park,
Taichung 40767, TAIWAN

FAX: +886-4-2359 6064 E-mail: takang@ms17.hinet.net

TEL: (04)2359 6056 Web site: www.cnctakang.com.tw